

29 April 2022

ASX Market Announcements
ASX Limited
Exchange Centre
20 Bridge Street
Sydney NSW 2000

BY ELECTRONIC LODGEMENT

Portfolio Briefing Invitation

Robert Luciano, Executive Chairman and Portfolio Manager of VGI Partners Limited, will host a webinar and call at **10:30am (AEST) today, Friday, 29 April 2022**. Attached is a copy of the presentation to be given.

The focus of the briefing will be the group's two listed investment companies: VGI Partners Asian Investments Limited (ASX:VG8) and VGI Partners Global Investments Limited (ASX:VG1). During the session, Robert and senior members of the VGI Partners Investment Team will share their insights on key portfolio positions and strategies.

If you are interested in participating, please pre-register for the webinar or the call to avoid delays.

If you pre-register and do not receive a confirmation email, please check your spam or junk mail folder.

To pre-register for the webinar: <https://services.choruscall.com.au/webcast/VG1-VG8-rkCAEWFY.html>

Please input your name, email and company to register. We also encourage attendees to submit questions in advance to allow the team to respond to as many queries as time permits. Please pre-submit any questions for the team, or queries about the briefing, to events@vgipartners.com. Questions are also able to be submitted online during the event using the "Ask a Question" box.

A recording will be available on the VG8 website at www.vgipartners.com/lics/vg8 after the event.

To pre-register for the listen-only conference call:

<https://s1.c-conf.com/diamondpass/10021623-gmsl21.html>

If you do not pre-register, please use the listen-only dial-in numbers below (conference ID 10021623):

Australia	1800 809 971 or 1800 558 698 (Toll Free) +61 2 9007 3187 (Local)	Hong Kong	800 966 806 (Toll Free)
		Japan	005 3116 1281 (Toll Free)
New Zealand	0800 453 055 (Toll Free)	China	4001 200 659 (Toll Free)
US/Canada	1 855 881 1339 (Toll Free)	India	0008 0010 08443 (Toll Free)
UK	0800 051 8245 (Toll Free)	Malaysia	1800 816 294 (Toll Free)
Singapore	800 101 2785 (Toll Free)	Other	+61 7 3145 4010 (Metered)

VGI PARTNERS

Asian Investments

Authorised for release by:

Ian Cameron, Company Secretary

Investor contact information:

Ingrid Groer, CFA
Head of Investor Relations
VGI Partners Asian Investments Limited
Phone: 1800 571 917 (inside Australia)
+61 2 9237 8923 (outside Australia)
Email: investor.relations@vgipartners.com

Media contact information:

Max Hewett
GRACosway
Phone: +61 432 332 215
Email: mhewett@gracosway.com.au

**VGI
PARTNERS**

VG1 & VG8: Global & Asian Listed Investment Company Updates

29 April 2022

Recent VG1 and VG8 Shareholder Developments

1. Proposed Merger of VGI Partners Limited (ASX:VGI) and Regal Funds Management Pty Ltd (“Regal”)

- › Binding terms of merger announced on 30 March 2022 ¹; Explanatory Memorandum released 27 April 2022
- › VGI shareholder vote at AGM on 27 May 2022
- › Merger completion targeted for 1H22
- › Benefits for VG1 and VG8 shareholders
 - › Meaningfully reduce non-investment related activities for key VGI investment staff to enable greater focus on portfolio management
 - › Leverage Regal’s sector-specialist skills and Asian experience and expertise
 - › Access to Regal’s proven ability in successfully managing listed investment vehicles

2. Capital Management – On-Market Share Buy-backs

- › VG1 expected to resume in early May 2022 (subject to board approval)
- › VG8 expected to commence in early May 2022 (subject to board approval)

3. VG1 and VG8 Dividend Policy Target of Fully Franked Dividend Yield of 4% p.a.


- › VG1 interim FY22 dividend of 4.5c fully franked
- › VG8 interim FY22 dividend of 5.0c fully franked
- › both paid on 19 April 2022

1. A replay of the briefing on the proposed merger between VGI and Regal is available at <https://services.choruscall.com/mediaframe/webcast.html?webcastid=2rMfLaJh>.

VGI
PARTNERS

VGI Partners

The Manager



Concentrated on Compounding Wealth

Our Investment Philosophy

› Absolute return focus – 10-15% p.a. compounding target, through the cycle

› A long-term investment horizon provides a competitive advantage

› Avoid permanent loss of capital

› Deep research results in highly concentrated portfolios

› Size of FUM allows for broad opportunity set

› We are stewards of capital – total staff alignment with investors

Differentiated Portfolios of High-Quality Companies with Strong Growth Potential

Many of our holdings are not well known to the Australian market. We also invest in familiar global brands that Australian investors are unlikely to hold in other strategies.

VGI Partners Global Investments Limited

ASX: VG1



A global share portfolio concentrated on finding high-quality companies with long growth runways

VGI Partners Asian Investments Limited

ASX: VG8



A global share portfolio concentrated on the world's growth engine - Asia

VGI Partners Global Investments Limited (ASX: VG1)

VG1 Net Portfolio Returns to 31 March 2022

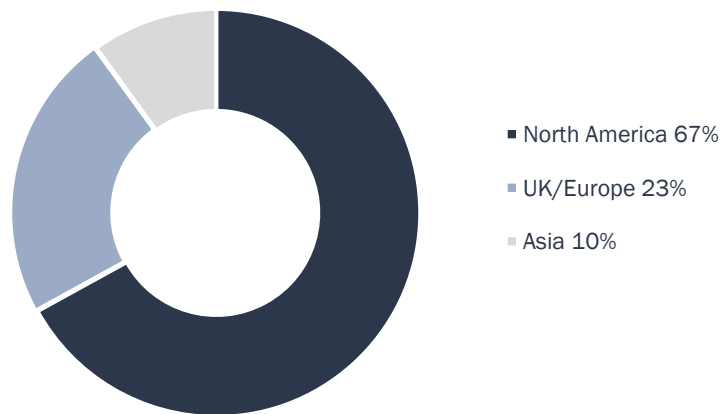
Return Period	Portfolio (Net Return)
3 Months	(7.9%)
6 Months	(9.9%)
1 Year	(11.8%)
Since Inception (p.a.)	3.4%

31 March 2022 Month End Exposures	
Long Equity Exposure	92%
Short Equity Exposure	(41%)
Net Equity Exposure	51%

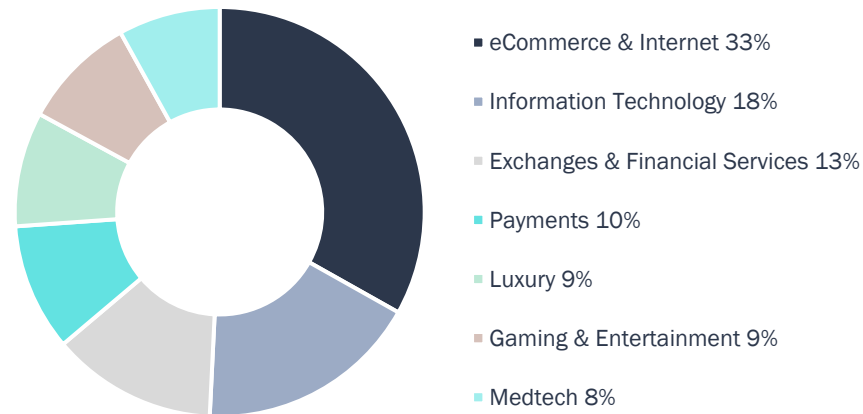
Source: VGI Partners, Citco Fund Services.

Global Portfolio Update As at 31 March 2022

Long Portfolio by Location of Exchange Listing¹













Long Portfolio by Sector



¹ Asia includes ASX-listed securities.










Source: VGI Partners, Bloomberg. Sectors have been internally defined.

Global Portfolio as at 31 March 2022

Top 10 Long Investments	Sector	% of Portfolio	Overview
 amazon	eCommerce & Internet	16%	Global e-commerce, dominant cloud computing; reinvestment enhancing moat
 CME Group	Exchanges & Fin Services	11%	World's largest derivatives exchange; monopoly in interest rate derivatives; beneficiary of a pick-up in inflation
 mastercard	Payments	9%	Global duopoly; beneficiary of ongoing shift to digital payments; fintech enabler
 RICHMONT	Luxury	8%	Cartier / Van Cleef jewellery business; misunderstood online business
 OLYMPUS	Medtech	7%	Global leader in gastrointestinal endoscopes; long-term secular tailwinds; governance transformation
 SAP	Information Technology	6%	World's largest enterprise application software provider; beneficiary of shift to cloud
 qualtrics ^{XM}	Information Technology	5%	Experience management software; sustained growth opportunity
 Pinterest	eCommerce & Internet	5%	Leading digital destination; accelerating monetization; high user purchase intent
 GROUPE FDJ	Gaming & Entertainment	4%	French monopoly lottery operator; former govt owned; early in the shift to online betting
 twitter	eCommerce & Internet	3%	Global platform for public self-expression and real-time conversation
Total		74%	

Recent Notable Portfolio Changes Amongst Top 10 Holdings

- › Increased position size: **CME, Pinterest, Qualtrics, FDJ**
- › Exited position: **Yakult**
- › New additions: **Twitter** (entered top 10 due to performance; position initiated in 2021)











Top 10 Long Investments	% of Portfolio	Change in Position Size
 amazon	16%	—
 CME Group	11%	↑
 mastercard	9%	—
RICHEMONT	8%	—
 OLYMPUS	7%	—
 SAP	6%	—
 qualtrics.XM	5%	↑
 Pinterest	5%	↑
 GROUPE FDJ	4%	↑
 twitter	3%	NEW
Total	74%	

Source: VGI Partners.

Note: The table above only displays notable portfolio changes.

Pricing Power & Ad Valorem Pricing Models

- > Inflationary environment backdrop → rising input costs → **critical to own businesses with pricing power and inelastic demand or an ad valorem pricing model**
- > These are features of all the businesses we own

Top 10 Long Investments	Pricing Power?	Ad Valorem Pricing Model?
 amazon	Yes, increasing prices on a range of services (see next slide)	Yes, take-rate based on overall e-commerce transaction value over the marketplace
 CME Group	Yes, increasing per contract fees and market data fees	—
 mastercard	Yes, increasing prices on interchange fees	Yes, take-rate based on gross payment value over the network
 RICHEMONT	Yes, increasing prices across a range of products (see next slide)	—
 OLYMPUS	Yes, increasing prices on new products	—
 SAP	Yes, historical record of increasing prices on ERP contracts	—
 qualtrics ^{XM}	Yes, contracts have price escalations built in	—
 Pinterest	—	Yes, revenue based on value of advertising through the platform
 GROUPE FDJ	Yes, historical record of increasing lottery ticket prices	Yes, revenues based on total turnover wagered
 twitter	—	Yes, revenue model based on value of advertising through the platform

Source: VGI Partners.

Pricing Power Examples

- › Many companies in our portfolio are flexing their pricing power to preserve (and even grow) operating margins
- › Two examples: Richemont and Amazon

Case Study 1: Richemont

- 1) Increasing Cartier jewellery prices
- 2) Increasing Van Cleef & Arpels jewellery prices
- 3) Increasing prices across watch portfolio

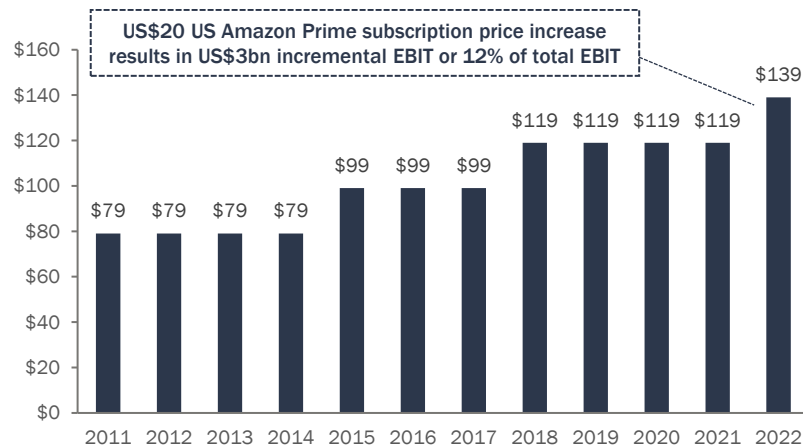


Case Study 2: Amazon

- 1) Increasing Amazon Prime prices
- 2) Increasing Amazon Music plan prices
- 3) Increasing Fulfilment by Amazon prices
- 4) Introducing 5% US fuel surcharge
- 5) Introducing grocery delivery fee at Whole Foods



Amazon Prime US Subscription Annual Price (US\$)

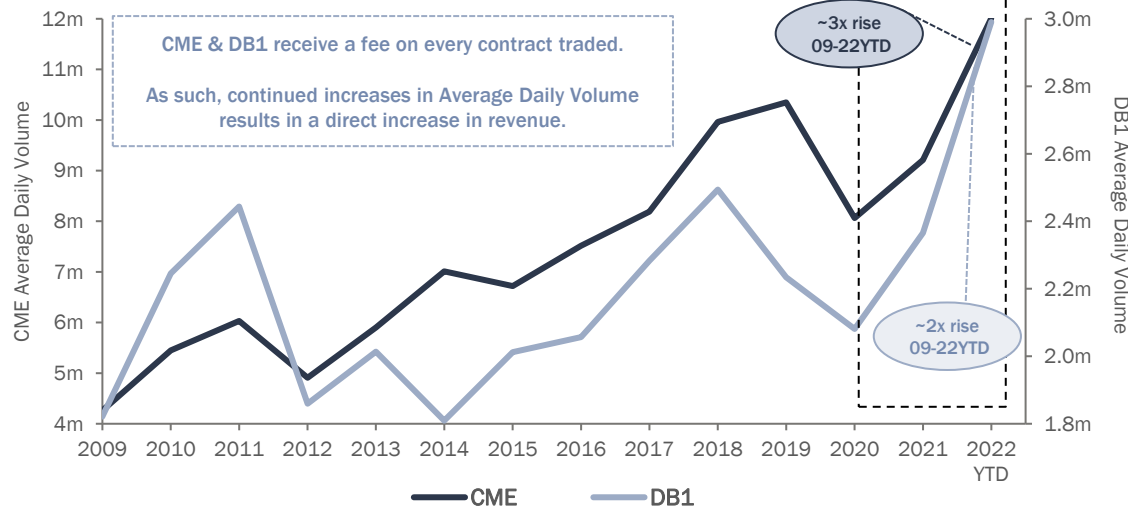


Source: Amazon.com

Long Positions: CME and Deutsche Börse Leverage to Rising Rates and Volatility

- › Increased CME position size and reinitiated position in Deutsche Börse (DB1)
- › Companies positively leveraged to changing interest rates
- › Interest rate contract volumes have seen material increases over the last 12-14 months

Interest Rate Contracts – Average Daily Volume ^{1,2}

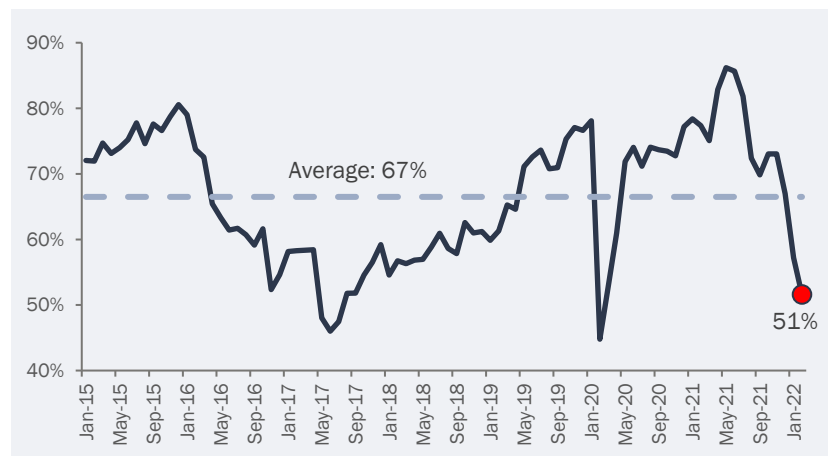


Short Portfolio

Short Attribution Calendar YTD: +6.3%

- > Significantly scaled up single-stock + basket shorting
- > Expect shorting to become increasingly important given the uncertain macroeconomic backdrop (increasing rates, quantitative tightening)
- > Two examples:
 - > US Housing
 - > Expensive Loss-Making Tech

VGI Partners Master Fund – Historical Net Exposure



Source: VGI Partners.

Short Position - US Housing

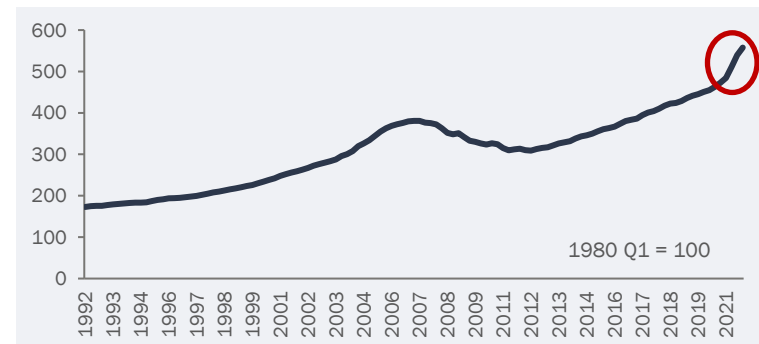
- › Thesis: rising mortgage rates to pressure housing affordability, cyclical unwind of COVID-boostered demand for durable goods
- › Housing affordability issue
- › Rising mortgage rates → lower residential investment
- › Continue to see short opportunities

US 30-Year Mortgage Rates



Source: Bloomberg.

US Home Prices Index



Source: Bloomberg, US Federal Housing Finance Agency.

Relationship Between US Housing Affordability and Housing Starts

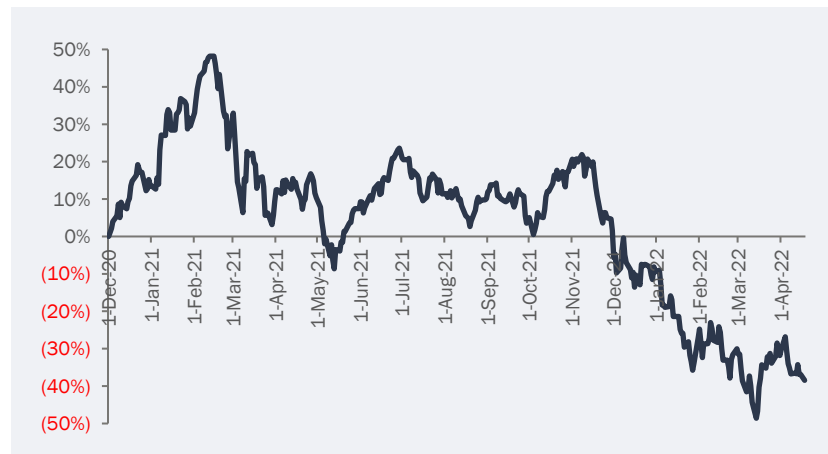


Source: The Daily Shot.

Short Position – Expensive Loss-Making Tech

- › Our largest positive short contributor YTD has been a custom basket of expensive loss-making tech businesses
- › Thesis: egregious valuations amongst recently-listed, heavily loss-making businesses with limited competitive advantages
- › Covered the short after the basket declined >40%

Goldman Sachs Non-Profitable Tech Index



Source: Bloomberg, Goldman Sachs.

Note: The Non-Profitable Tech Index is a market value weighted index based on a Goldman Sachs basket of 60 non-profitable US-listed tech companies

Note: We display the Goldman Sachs Non-Profitable Tech Index as a proxy for the decline in these types of securities; the VGI short position is in a different, custom-built and dynamically managed basket

VGI Partners Asian Investments Limited (ASX: VG8)

VG8 Net Portfolio Returns

Return Period	Portfolio (Net Return)
3 Months	(7.3%)
6 Months	(4.6%)
1 Year	(12.3%)
Since Inception (p.a.)	(0.5%)

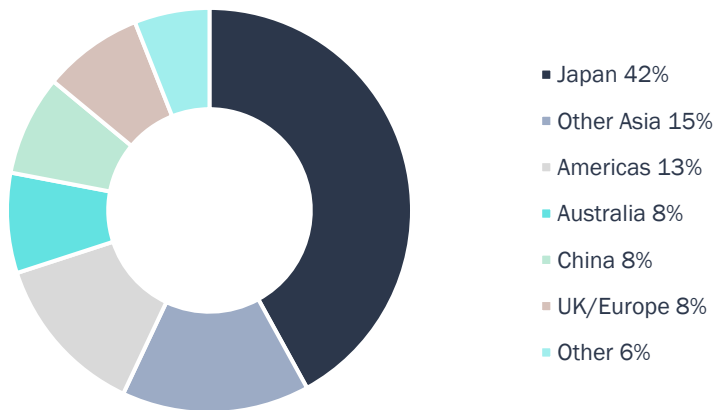
31 March 2022 Month End Exposures	
Long Equity Exposure	85%
Short Equity Exposure	(14%)
Net Equity Exposure	71%

Source: VGI Partners, Citco Fund Services.

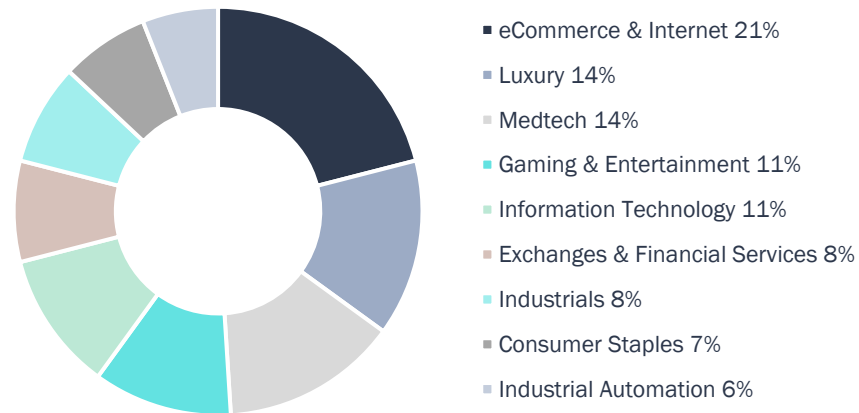
Asian Portfolio Update

As at 31 March 2022

Long Portfolio by Regional Exposure – Proxied by Revenue¹



Long Portfolio by Sector






¹ The revenue mix of each equity investment has been used as a proxy for regional exposure.
 Source: VGI Partners, Bloomberg. Sectors have been internally defined.

Asian Portfolio Update as at 31 March 2022

Top 10 Long Investments	Sector	% of Portfolio	Overview
RICHEMONT	Luxury	12%	Cartier / Van Cleef jewellery business; misunderstood online business
OLYMPUS	Medtech	8%	Global leader in gastrointestinal endoscopes; long-term secular tailwinds; governance transformation
JPX JAPAN EXCHANGE GROUP	Exchanges & Fin Services	7%	Monopoly stock and derivative exchange operator; product expansion opportunity
Rakuten	eCommerce & Internet	7%	Japan's largest e-commerce platform; synergistic ecosystem of related Internet and fintech businesses; significant opportunity to harness large subscriber base
Yakult	Consumer Staples	6%	Global brand; global distribution; self-help story
DAIFUKU	Industrial Automation	5%	Global leader in automation for warehouses, cleanrooms, automotive plants and baggage handling
Panasonic	Industrials	5%	Diversified technology company with strength in electric vehicle batteries; transitioning towards a leaner cost structure and software revenue streams
Alibaba Group	eCommerce & Internet	4%	Dominant e-commerce platform in China; leader in global trends; strong expansion plans
Nintendo	Gaming & Entertainment	4%	Global interactive entertainment pioneer; shift to recurring digitally-derived revenue; monetisation of world-class intellectual property
mercari	eCommerce & Internet	3%	Leading C2C marketplace in Japan; reinvestment to drive long-term growth
Total		62%	

Recent Notable Portfolio Changes Amongst Top 10 Holdings

- > Increased position size: **Japan Exchange, Rakuten and Panasonic**
- > New additions: **Daifuku**
- > Exited position: **Crown Resorts**
- > Reduced position size: **Nintendo**

Top 10 Long Investments	% of Portfolio	Change in Position Size
RICHEMONT	12%	—
OLYMPUS	8%	—
 JPX Rakuten	7%	↑
Yakult	6%	—
DAIFUKU	5%	NEW
Panasonic	5%	↑
 Alibaba Group	4%	—
 Nintendo	4%	↓
mercari	3%	↑
Total	62%	

Source: VGI Partners.

Note: The table above only displays notable portfolio changes.

Daifuku Portfolio Holding Update

Global leader in warehousing automation:

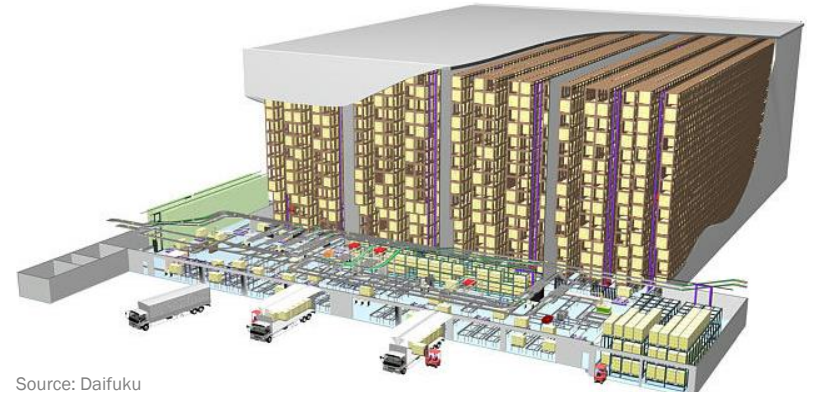
- › Turn-key solutions across the range of equipment types
- › Providing both hardware and software to manage the warehouse
- › Recurring service and maintenance revenues
- › Track record in reliability with limited downtime

Management unlocking value by raising margins in other businesses:

- › Cleanroom automation (leveraged to semiconductor growth)
- › Automotive plant automation
- › Airport baggage handling automation



Automatic Storage and Retrieval Systems (ASRS)



Source: Daifuku

**Robotic truck
unloading/loading**



**High-speed
conveyor sorters**



**Automatic guided
vehicles (AGV)**



Panasonic Portfolio Holding Update

Supply Chain Management

- > Global leader in end-to-end Supply Chain Management Software (SCM) via the 2021 acquisition of Blue Yonder
- > Synergies with Panasonic hardware including; sensors, electronic shelf labels and sales terminals.

Technological leader in EV battery cells

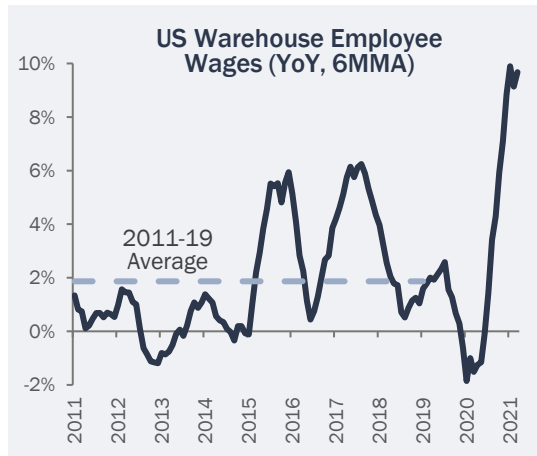
- > Supplier of EV battery cells to Tesla
- > Joint venture with Toyota in Hybrid and EV batteries

Management unlocking value by raising margins in other businesses and potentially spinning off assets



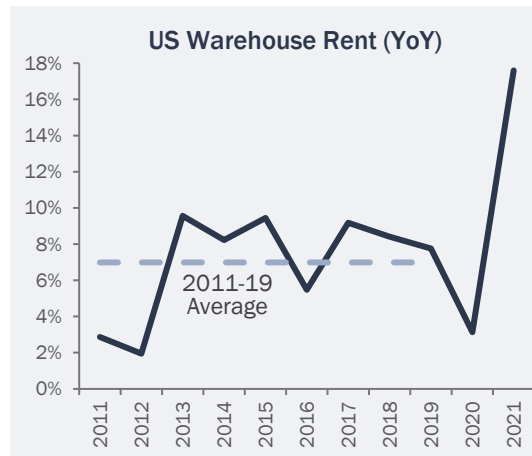
Inflection In Logistics Automation

Driven by an extreme rise in labour costs



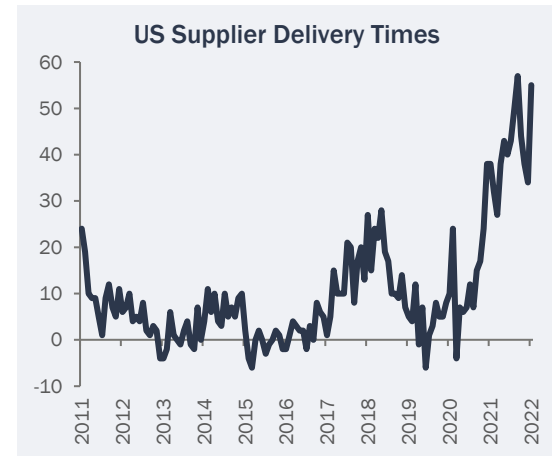
Source: U.S. Bureau of Labour Statistics.

extreme rents (requiring space optimization)



Source: Prologis.

and extreme supply chain disruption

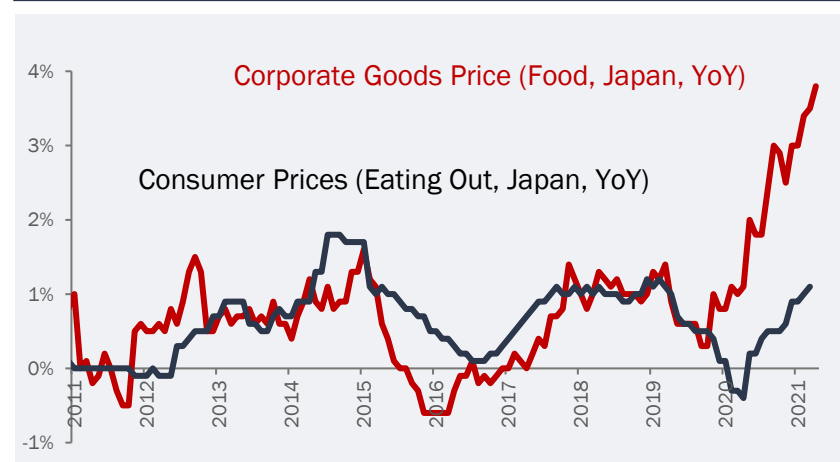


Source: Federal Reserve Bank of Kansas.

Short Position – Japanese Restaurant Chains

- › Japanese restaurant consumption has been in long term structural decline as the population ages and falls
- › Restaurants face a disproportionate rise in wage costs as the government mandates minimum wage increases
- › A more recent catalyst is the rise in food input prices which restaurants are struggling to pass on

Restaurants Struggling To Pass On Rising Food Input Prices



Source: Mitsubishi Materials.

VGI
PARTNERS

Questions

VGI
PARTNERS

Contacts

Shareholder Engagement for VG1 and VG8

Please Elect Electronic Communications to Stay Informed

-
- > Quarterly portfolio briefings
 - > Monthly NTA commentary
 - > Investor Letter each January and July

 - > Annual national roadshow each October
 - > AGM in November
-
- > Independent Research
 - > Zenith
 - > Independent Investment Research (IIR)

Investment Director – Distribution (for Financial Advisers)

Matthew Newham

Mobile: +61 499 592 872

Email: matthew.newham@vgipartners.com

Investor Relations Manager – Distribution (Qld/WA/SA Advisers)

Rachel Elfverson

Mobile: +61 409 464 728

Email: rachel.elfverson@vgipartners.com

Head of Investor Relations

Ingrid Groer, CFA

Phone: 1800 571 917 (inside Australia)

+61 2 9237 8923 (outside Australia)

Email: investor.relations@vgipartners.com

VGI Partners Office Locations

Sydney

VGI Partners Limited
ABN 33 129 188 450
39 Phillip Street
Sydney NSW 2000
Australia
www.vgipartners.com

New York

VGI Partners, Inc.
600 Madison Avenue
Suite 2101
New York, NY 10022
USA


Tokyo

VGI Partners Limited
Representative Office
Level 8 Tri-Seven Roppongi
7-7-7 Roppongi Minato-ku
Tokyo 106-0032
Japan

AFSL No. 321789
SEC Registered



Appendix



Portfolio Construction Process

Identify unique businesses

Earnings growth is the driver of stock performance – we call businesses with consistent earnings growth **compounders**

We think there are three things which count

- i. **Secular growth** – as industries stagnate, competition takes over and compresses returns
- ii. **Moat** – high-growth, high-return businesses inevitably attract competition
- iii. **Management** – as an industry evolves, a high-quality, long-term focused, management team can help navigate these currents

Analyse

- > Build detailed model using VGI Partners' proprietary template
- > Assess against checklist
- > Meet with management, customers, suppliers, competitors
- > Active and continuous **red teaming**, a culture of yes men is dangerous

Build portfolio

- > **Concentrated** long investments: Typically, top 5 holdings represent c.40-50% of the portfolio
- > **Select short** positions: Short positions provide **downside protection** while also generating a positive expected return
- > **Use of cash** to manage risk and provide optionality. Very **limited use of leverage**

VG1 Investment Guidelines

Exposure	
Number of Long Investments	Typically 10-25 (10-15 Core)
Concentration of Long Investments	Top five 40-50% of NAV on average
Average Size of Long Investments	Start at 1-3% and build to 4-10% of Portfolio's NAV
Single Security Long Investment Limit	15% at purchase; maximum of 20%
Number of Short Equity Positions	Typically 10-35
Average Size of Short Equity Positions	Start at 0.5% and build to 1-2% of Portfolio's NAV
Single Security Short Equity Position Limits	5% at purchase; maximum of 7.5%
Net Equity Exposure Limits	Limited to 100% of Portfolio's NAV; typically between 50-100%
Gross Exposure Limits	Maximum of 150% of Portfolio's NAV; typically between 80-120%

VG8 Investment Guidelines

Exposure	
Number of Long Investments	Typically 15-30
Concentration of Long Investments	Top ten 40-50% of NAV on average
Average Size of Long Investments	Start at 1-2% and build to 4-8% of Portfolio's NAV
Single Security Long Investment Limit	8% at purchase; maximum of 20%
Number of Short Equity Positions	Typically 5-25
Average Size of Short Equity Positions	Start at 0.5% and build to 1-2% of Portfolio's NAV
Single Security Short Equity Position Limits	5% at purchase; maximum of 7.5%
Net Equity Exposure Limits	Limited to 100% of Portfolio's NAV; typically between 50-100%
Gross Exposure Limits	Maximum of 150% of Portfolio's NAV; typically between 70-120%

Disclaimer:

VGI Partners Limited (ABN 33 129 188 450) (VGI Partners) is the holder of an Australian Financial Services Licence (No. 321789) and is SEC Registered. VGI Partners is the manager of VGI Partners Global Investments Limited (VG1) (ABN 91 619 660 721). VGI Partners Asian Investments Management Pty Ltd (ABN 84 635 179 538), a subsidiary of VGI Partners, is the manager of VGI Partners Asian Investments Limited (VG8) (ABN 58 635 219 484).

The information in this document (Information) has been prepared for general information purposes only and without taking into account any recipient's investment objectives, financial situation or particular circumstances (including financial and taxation position). Certain of the Information relates to Regal Funds Management Pty Ltd (Regal) and the proposed merger between VGI Partners and Regal (the Merger). The Information does not (and does not intend to) contain a recommendation or statement of opinion intended to be investment advice or to influence a decision to deal with any financial product or to influence a decision of VGI Partners shareholders in relation to the Merger, nor does it constitute an offer, solicitation or commitment by VGI Partners, VG1 or VG8.

The Information contains certain forward-looking statements that involve a number of risks and uncertainties. VGI Partners, VG1 and VG8 have based any forward-looking statements on current expectations and projections about future events, based on the information currently available to them. Recipients are cautioned not to place undue reliance on these forward-looking statements. Whilst due care has been used in the preparation of forward looking statements, actual results may vary in a materially positive or negative manner. Forecasts and hypothetical examples are subject to uncertainty and contingencies outside VGI Partners', VG1's and VG8's (and, where applicable, Regal's) control. Past performance is not a reliable indication of future performance.

It is the sole responsibility of the recipient to consider the risks connected with any investment strategy contained in the Information. Neither VGI Partners, Regal, VG1 nor VG8 nor any of their related parties, respective directors, employees, officers or agents accepts any liability for any loss or damage arising directly or indirectly from the use of all or any part of the Information. Neither VGI Partners, Regal, VG1 nor VG8 represent or warrant that the Information in this document is accurate, complete or up to date and accepts no liability if it is not. Neither VGI Partners, VG1 nor VG8 is under an obligation to update the Information and neither undertakes to do so. VGI Partners, VG1 and VG8 all strongly suggest that investors obtain professional advice prior to making an investment decision.

The Information may not be reproduced, disseminated, quoted or referred to, in whole or in part, without the express consent of VGI Partners, VG1 and VG8. This document is dated 29 April 2022.