

20 August 2021

ASX Market Announcements
ASX Limited
Exchange Centre
20 Bridge Street
Sydney NSW 2000

BY ELECTRONIC LODGEMENT

FY21 Investor Briefing Presentation

Robert Luciano, Executive Chairman and Portfolio Manager of VGI Partners Limited, will host a webinar and call at **11:00am (AEST) today, Friday, 20 August 2021**. Attached is a copy of the presentation to be given.

The focus of the webinar will be the group's two listed investment companies: VGI Partners Asian Investments Limited (ASX:VG8) and VGI Partners Global Investments Limited (ASX:VG1). Mr Luciano and senior members of the VGI Partners Investment Team will comment on the FY21 results of both companies and provide an update on the portfolios, while Mr Jonathan Howie (Chief Executive Officer of VGI Partners Limited) will discuss operational aspects.

Please use the webinar or pre-register for the call to avoid delays in joining the session. If you pre-register and do not receive a confirmation email, please check your spam or junk mail folder.

Webinar link: <https://services.choruscall.com.au/webcast/VG1-VG8-FY21.html>

Input your name, email and company to register. The webinar will be interactive, with questions able to be submitted online during the event. Please use the "Ask a Question" box to type any question you would like addressed. Questions for the VGI Partners team, or queries about the event, can also be pre-submitted to events@vgipartners.com.

A recording will be available on the VG8 website at www.vgipartners.com/lics/vg8 shortly after the event.

Pre-register for the listen-only conference call:

<https://s1.c-conf.com/diamondpass/10015799-asrsd2fy.html>

Participant listen-only dial-in numbers (conference ID 10015799) if no pre-registration:

Australia	1800 809 971 or 1800 558 698 (Toll Free) +61 2 9007 3187 (Local)	Hong Kong	800 966 806 (Toll Free)
		Japan	005 3116 1281 (Toll Free)
New Zealand	0800 453 055 (Toll Free)	China	4001 200 659 (Toll Free)
US/Canada	1 855 881 1339 (Toll Free)	India	0008 0010 08443 (Toll Free)
UK	0800 051 8245 (Toll Free)	Malaysia	1800 816 294 (Toll Free)
Singapore	800 101 2785 (Toll Free)	Other	+61 7 3145 4010 (Metered)

VGI PARTNERS

Asian Investments

Authorised for release by:

Ian Cameron, Company Secretary

Investor contact information:

Ingrid Groer, CFA
Head of Investor Relations
VGI Partners Asian Investments Limited
Phone: 1800 571 917 (inside Australia)
+61 2 9237 8923 (outside Australia)
Email: investor.relations@vgipartners.com

Media contact information:

Max Hewett
GRACosway
Phone: +61 432 332 215
Email: mhewett@gracosway.com.au

**VGI
PARTNERS**

VGI Partners Global & Asian Fund Updates

FY21 Investor Briefing – 20 August 2021

FY21 Summary for VG1 and VG8

VGI Partners Global Investments (VG1)

- › FY21 net profit after tax: \$153.9m
- › FY21 portfolio return (net of fees and pre-tax): 25.6%
- › FY21 total shareholder return: 36.3%

Dividend

- › 4% p.a. fully franked dividend yield target
- › Fully franked final dividend of 5.5c for FY21
- › 30 Aug 2021 – DRP election due
- › 29 Sep 2021 – payment date

VGI Partners Asian Investments (VG8)

- › FY21 net profit after tax: \$58.8m
- › FY21 portfolio return (net of fees and pre-tax): 15.0%
- › FY21 total shareholder return: 27.6%

Dividend

- › 4% p.a. fully franked dividend yield target
- › Fully franked inaugural dividend of 5.5c
- › 1 Sep 2021 – DRP election due
- › 29 Sep 2021 – payment date

Key VG1 and VG8 Initiatives

1. VG1 and VG8 Dividend Policy Targets

- › Intention to target a fully franked dividend yield of 4% p.a.
- › VG1 final dividend of 5.5c fully franked; VG8 final dividend of 5.5c fully franked

2. Enhanced Adviser Relations and Shareholder Communication

- › Recent hire of CEO and Sydney-based Head of Distribution to accelerate adviser engagement
- › Increased focus on large investors who can build stakes in VG1 and VG8 (noting VGI Partners' is not currently seeking additional AUM from new clients¹)
- › Monthly NTA now includes Top 10 Long positions (71% of VG1 NAV, 67% of VG8 NAV) and enhanced commentary
- › Quarterly portfolio update webcasts with the Senior Investment Team

3. Capital Management


- › VG1 on-market buy-back announced in August 2020 – over 26m shares or 6.4% of VG1 capital has been bought back
- › VG1 buy-back extended in August 2021 for a further 12 months

¹Excluding c.\$15m of capacity in the Charitable Foundation Class of the VGI Partners Master Fund.

VGI
PARTNERS

VGI Partners

The Manager



Our Philosophy

› Absolute return focus – 10-15% p.a. compounding target, through the cycle

› A long-term investment horizon provides a competitive advantage

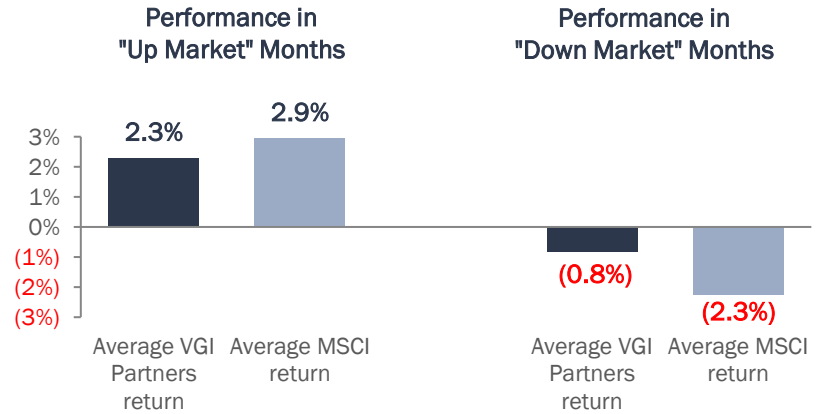
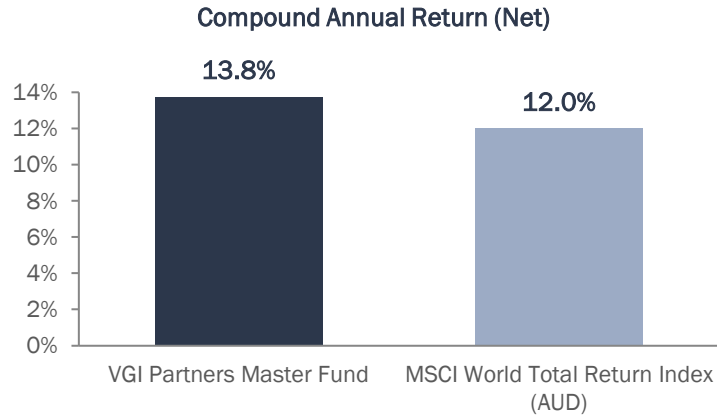
› Avoid permanent loss of capital

› Winners are rare – deep research results in highly concentrated portfolios

› Size of FUM provides flexibility

› We are stewards of capital – total staff alignment with investors

VGI Partners Master Fund: Capital Preservation Performance in Up/Down Months



Portfolio Construction Process

Identify unique businesses

Earnings growth is the driver of stock performance – we call businesses with consistent earnings growth **compounders**

We think there are three things which count

- i. **Secular growth** – as industries stagnate, competition takes over and compresses returns
- ii. **Moat** – high-growth, high-return businesses inevitably attract competition
- iii. **Management** – as an industry evolves, a high-quality, long-term focused, management team can help navigate these currents

Analyse

- > Build detailed model using VGI Partners' proprietary template
- > Assess against checklist
- > Meet with management, customers, suppliers, competitors
- > Active and continuous **red teaming**, a culture of yes men is dangerous

Build portfolio

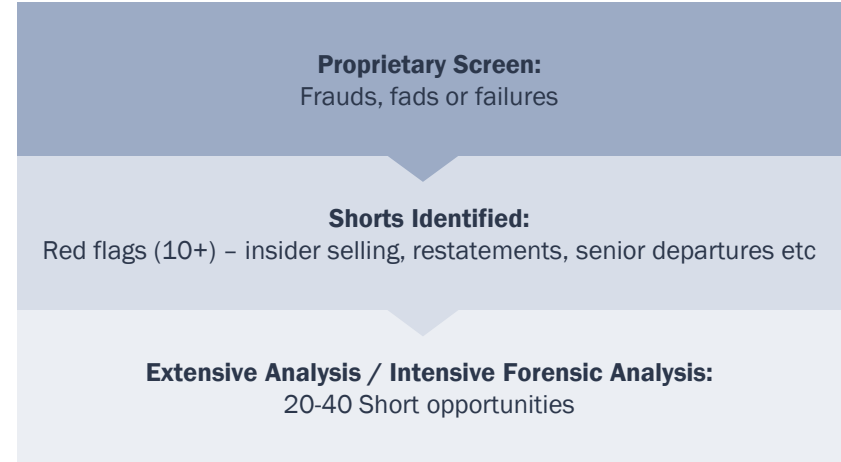
- > **Concentrated** long investments: Typically, top 5 holdings represent c.40-50% of the portfolio
- > **Select short** positions: Short positions provide **downside protection** while also generating a positive expected return
- > **Use of cash** to manage risk and provide optionality. Very **limited use of leverage**

Portfolio Construction Process

Long



Short



**VGI Partners Global
Investments Limited
(ASX:VG1)**

VG1 Portfolio Update

As at 31 July 2021

Portfolio Value \$999m

Month End Exposures¹

Long Equity Exposure	107%
Short Equity Exposure	(18%)
Net Equity Exposure	89%

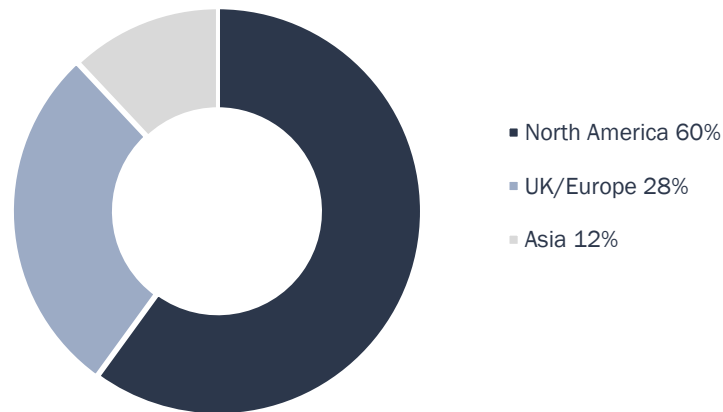
Net Currency Exposure

AUD	100%
-----	------

Investments

Number of Long Investments:	31
Number of Short Positions:	11
Top Ten Long Investments	71% of NAV

Long Portfolio by Location of Exchange Listing²



¹ As at 13 August 2021, VG1 had net equity exposure of 85% (long 103%, short 18%).

² Asia includes ASX-listed securities.

Source: VGI Partners, Citco Fund Services, Bloomberg.

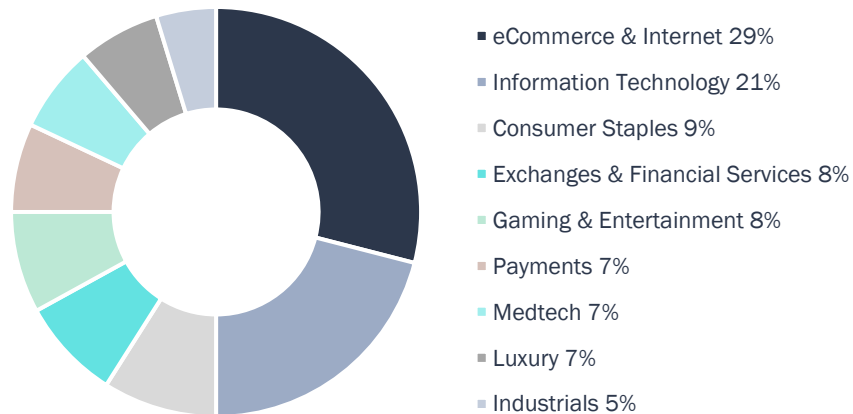
VG1 Portfolio Update

As at 31 July 2021

Portfolio Value \$999m

Top 10 Long Investments	Sector	% of Portfolio
Amazon.com Inc.	eCommerce & Internet	14%
Mastercard Inc.	Payments	8%
Cie Financière Richemont SA	Luxury	7%
CME Group Inc.	Exchanges & Fin Services	7%
Pinterest Inc.	eCommerce & Internet	7%
SAP SE	Information Technology	7%
Olympus Corporation	Medtech	6%
Qualtrics International Inc.	Information Technology	6%
Otis Worldwide Corporation	Industrials	5%
Active Position	Not Disclosed	5%
Total		71%

Long Portfolio by Sector



Pinterest

Portfolio Holding Update

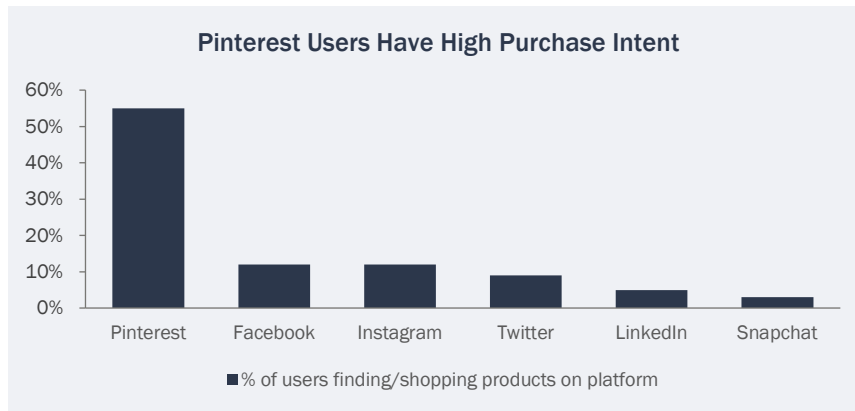
- › First purchased June 2020
- › Shifting of focus to monetisation
- › Still early in this transition
- › Recent result very positive for monetisation trends
- › Weakness driven by unwind of COVID usage boost
- › VGI revenue and earnings estimates increased following result
- › Opportunistically adding to position on weakness



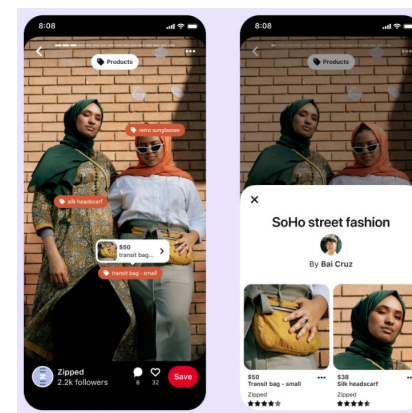
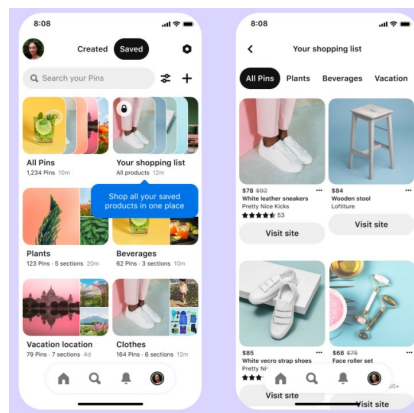
Source: Bloomberg.

Pinterest Portfolio Holding Update

- > Highly **differentiated** platform
- > Moat has been **tested and proven**
- > Users have **intent** – very valuable for an advertiser
- > Users are **undecided** on final product
- > **Safe space** on internet with no violent, offensive or controversial content
 - > Important for advertisers
 - > Minimal regulatory risk
- > Optionality from **Shopping and Creator ecosystem**

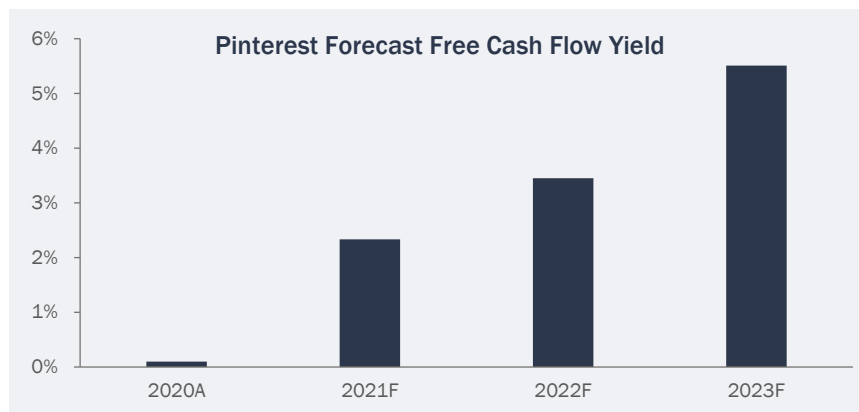
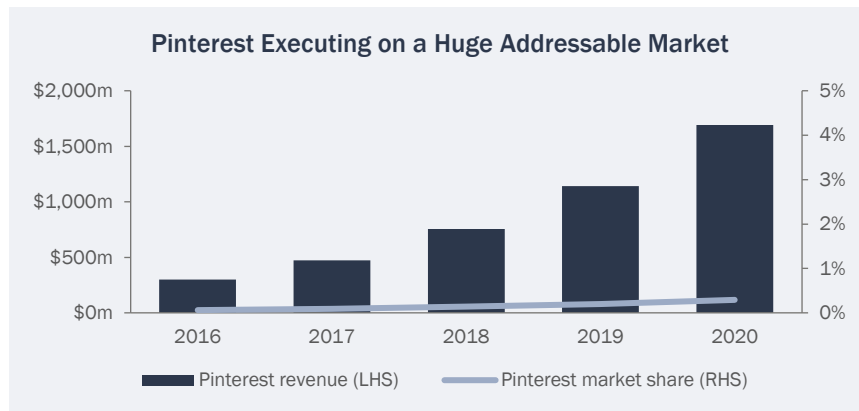


- > Product uploads grew 50% in 2Q
- > Creator content up 7x this year



Pinterest Portfolio Holding Update

- › Revenue **growth driven by monetisation** – attracting advertisers to the unique platform
 - › Investment in salesforce and technology are driving this – track record of execution
 - › **<0.5% penetration of addressable market**
- › Huge upside from **international expansion**
 - › “Rinse and repeat” in new markets
- › Valuation based on **free cash flow generation**, NOT revenue multiples
- › **Upside optionality** from a fee-based revenue model for shopping



Source: Pinterest & VGI Partners forecasts.

**VGI Partners Asian
Investments Limited
(ASX:VG8)**

VG8 Portfolio Update

As at 31 July 2021

Portfolio Value \$585m

Month End Exposures¹

Long Equity Exposure	99%
Short Equity Exposure	(8%)
Net Equity Exposure	91%

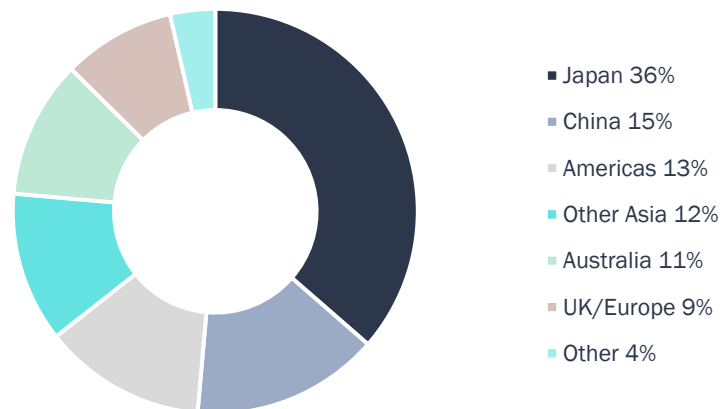
Net Currency Exposure

AUD	100%
-----	------

Investments

Number of Long Investments:	26
Number of Short Positions:	10
Top Ten Long Investments	67% of NAV

Long Portfolio by Regional Exposure – Proxied by Revenue²



¹ As at 13 August 2021, VG8 had net equity exposure of 90% (long 98%, short 8%).

² The revenue mix of each equity investment has been used as a proxy for regional exposure.
Source: VGI Partners, Citco Fund Services, Bloomberg.

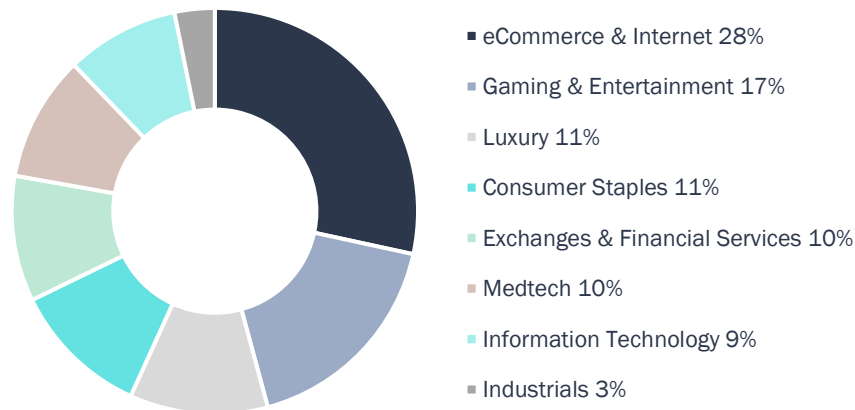
VG8 Portfolio Update

As at 31 July 2021

Portfolio Value \$585m

Top 10 Long Investments	Sector	% of Portfolio
Cie Financière Richemont SA	Luxury	11%
Olympus Corporation	Medtech	10%
Nintendo Co. Ltd	Gaming & Entertainment	8%
Yakult Honsha Co. Ltd	Consumer Staples	7%
Rakuten Inc.	eCommerce & Internet	7%
Alibaba Group Holding Ltd	eCommerce & Internet	7%
Japan Exchange Group Inc.	Exchanges & Fin Services	6%
Crown Resorts Ltd	Gaming & Entertainment	4%
Active Position	Not Disclosed	4%
Pernod Ricard SA	Consumer Staples	4%
Total		67%

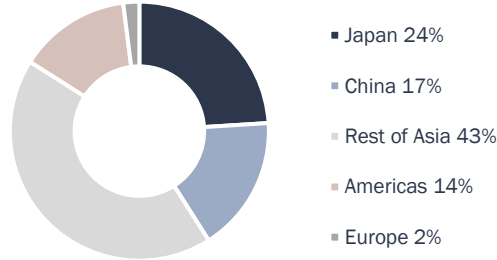
Long Portfolio by Sector



Yakult Honsha Portfolio Holding Update

- > Globally recognised brand, category leader in probiotic beverages
- > International business with 60% of earnings outside of Japan
- > Unique and sticky distribution channel through “Yakult Ladies”
- > Early stages of international expansion
- > Improving ROIC, strong balance sheet

Geographic Breakdown of Yakult Bottles Sold



Source: VGI Partners analysis.



Yakult

- Yakult was recognized with an award the Brand of the Year Awards in the Global Dairy Products category for the third consecutive year (2017-2018, 2018-2019 and 2019-2020)
- Yakult was the only Japanese brand considered for a global award*

Major Award Winners*

*As of the end of Mar. 2019

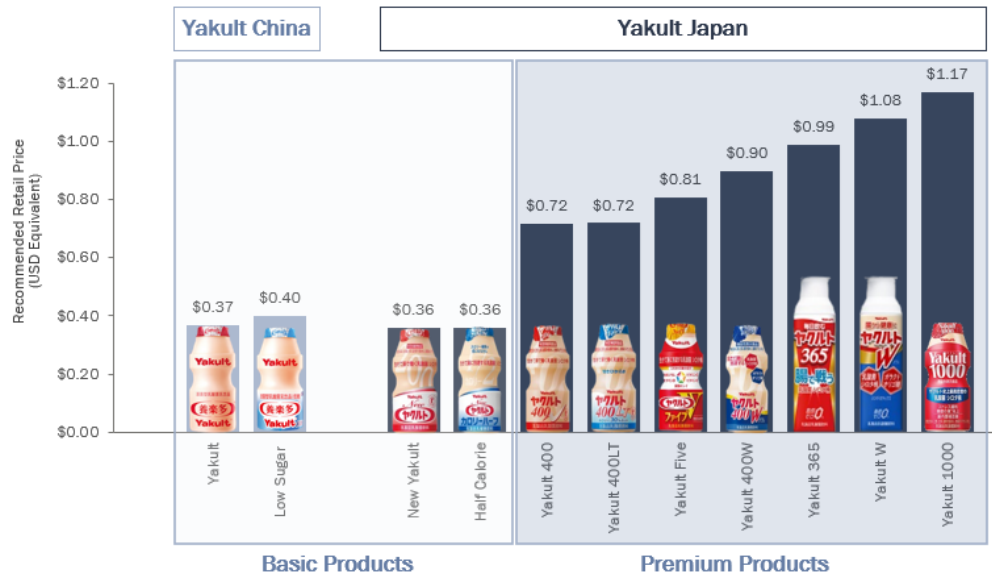
Source: Yakult presentation, November 2019.

Yakult Honsha Portfolio Holding Update

- › Significant opportunity to:
 - › Grow penetration internationally → growth acceleration
 - › Introduce premiumisation internationally → large margin uplift
- › VGI actively engaging with Yakult management behind the scenes to improve shareholder value
- › VGI proposals:
 - › Implementation of digital marketing strategy
 - › International premiumisation
 - › More shareholder-friendly capital allocation

Yakult Penetration Rate	
Japan	7.5%
South Korea	6.0%
Philippines	3.0%
Australia	1.0%
Brazil	0.7%
US	0.1%


Source: VGI Partners analysis.



Source: VGI Partners analysis.

VGI
PARTNERS

Shareholder Engagement



Shareholder Engagement for VG1 and VG8

Please Elect Electronic Communications to Stay Informed

-
- > Quarterly portfolio briefings
 - > Monthly NTA commentary
 - > Investor Letter each January and July
 - > Annual national roadshow each October
 - > AGM in November

-
- > Independent Research
 - > Zenith
 - > Independent Investment Research (IIR)

Head of Investor Relations

Ingrid Groer, CFA

Phone: 1800 571 917 (inside Australia)

+61 2 9237 8923 (outside Australia)

Email: investor.relations@vgipartners.com

Investment Director – Distribution (for Financial Advisers)


Matthew Newham

Mobile: +61 481 187 178

Email: matthew.newham@vgipartners.com

VGI
PARTNERS

Questions



VGI Partners Office Locations

Sydney

VGI Partners Limited
ABN 33 129 188 450
39 Phillip Street
Sydney NSW 2000
Australia
www.vgipartners.com

New York

VGI Partners, Inc.
600 Madison Avenue
Suite 2101
New York, NY 10022
USA


Tokyo

VGI Partners Limited
Representative Office
Level 8 Tri-Seven Roppongi
7-7-7 Roppongi Minato-ku
Tokyo 106-0032
Japan

AFSL No. 321789
SEC Registered



Appendix



A. VG1 Investment Guidelines

Exposure	
Number of Long Investments	Typically 10-25 (10-15 Core)
Concentration of Long Investments	Top five 40-50% of NAV on average
Average Size of Long Investments	Start at 1-3% and build to 4-10% of Portfolio's NAV
Single Security Long Investment Limit	15% at purchase; maximum of 20%
Number of Short Equity Positions	Typically 10-35
Average Size of Short Equity Positions	Start at 0.5% and build to 1-2% of Portfolio's NAV
Single Security Short Equity Position Limits	5% at purchase; maximum of 7.5%
Net Equity Exposure Limits	Limited to 100% of Portfolio's NAV; typically between 50-100%
Gross Exposure Limits	Maximum of 150% of Portfolio's NAV; typically between 80-120%

B. VG8 Investment Guidelines

Exposure	
Number of Long Investments	Typically 15-30
Concentration of Long Investments	Top ten 40-50% of NAV on average
Average Size of Long Investments	Start at 1-2% and build to 4-8% of Portfolio's NAV
Single Security Long Investment Limit	8% at purchase; maximum of 20%
Number of Short Equity Positions	Typically 5-25
Average Size of Short Equity Positions	Start at 0.5% and build to 1-2% of Portfolio's NAV
Single Security Short Equity Position Limits	5% at purchase; maximum of 7.5%
Net Equity Exposure Limits	Limited to 100% of Portfolio's NAV; typically between 50-100%
Gross Exposure Limits	Maximum of 150% of Portfolio's NAV; typically between 70-120%

C. VGI Partners Timeline



¹As at 30 June 2021, per last published data to the ASX.

²Since inception to 30 June 2021.

Source: VGI Partners, Citco Fund Services.

D. VGI Partners Master Fund

Returns After All Applicable Fees

Year to 30 June	VGI Partners Master Fund	Index	Relative	Master Fund Net Exposure
2009 (6 months)	2.3%	(3.4%)	5.6%	15%
2010	8.3%	5.1%	3.2%	76%
2011	18.4%	3.2%	15.2%	88%
2012	5.4%	(0.6%)	5.9%	71%
2013	27.5%	33.1%	(5.6%)	77%
2014	9.4%	20.1%	(10.7%)	86%
2015	38.1%	24.0%	14.1%	76%
2016	13.0%	0.6%	12.4%	75%
2017	5.9%	14.6%	(8.8%)	58%
2018	20.2%	15.4%	4.8%	54%
2019	13.1%	12.1%	1.0%	62%
2020	(7.2%)	4.6%	(11.9%)	69%
2021	24.7%	27.8%	(3.1%)	76%
Total return since inception	400.6%	312.0%	88.6%	70%
Compound annual return	13.8%	12.0%	1.8%	

Disclaimer:

VGI Partners Limited (ABN 33 129 188 450) (VGI Partners) is the holder of an Australian Financial Services Licence (No. 321789) and is SEC Registered. VGI Partners is the manager of VGI Partners Global Investments Limited (VG1) (ABN 91 619 660 721). VGI Partners Asian Investments Management Pty Ltd (ABN 84 635 179 538), a subsidiary of VGI Partners, is the manager of VGI Partners Asian Investments Limited (VG8) (ABN 58 635 219 484).

The information in this document (Information) has been prepared for general information purposes only and without taking into account any recipient's investment objectives, financial situation or particular circumstances (including financial and taxation position). The Information does not (and does not intend to) contain a recommendation or statement of opinion intended to be investment advice or to influence a decision to deal with any financial product nor does it constitute an offer, solicitation or commitment by VGI Partners, VG1 or VG8.

The Information contains certain forward-looking statements that involve a number of risks and uncertainties. VGI Partners, VG1 and VG8 have based any forward-looking statements on current expectations and projections about future events, based on the information currently available to them. Recipients are cautioned not to place undue reliance on these forward-looking statements. Whilst due care has been used in the preparation of forward looking statements, actual results may vary in a materially positive or negative manner. Forecasts and hypothetical examples are subject to uncertainty and contingencies outside VGI Partners', VG1's and VG8's control. Past performance is not a reliable indication of future performance.

It is the sole responsibility of the recipient to consider the risks connected with any investment strategy contained in the Information. Neither VGI Partners, VG1 nor VG8 nor any of their related parties, respective directors, employees, officers or agents accepts any liability for any loss or damage arising directly or indirectly from the use of all or any part of the Information. Neither VGI Partners, VG1 nor VG8 represent or warrant that the Information in this document is accurate, complete or up to date and accepts no liability if it is not. Neither VGI Partners, VG1 nor VG8 is under an obligation to update the Information and neither undertakes to do so. VGI Partners, VG1 and VG8 all strongly suggest that investors obtain professional advice prior to making an investment decision.

The Information may not be reproduced, disseminated, quoted or referred to, in whole or in part, without the express consent of VGI Partners, VG1 and VG8. This document is dated 20 August 2021.